



# EURO VISTA FOLD™

IMPACT RATED ALUMINUM FOLDING DOORS



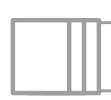
Approved for use in Miami-Dade HVHZ Zones  
Florida Building Code Approved  
Product Approval FL 17838

[www.euro-wall.com](http://www.euro-wall.com)  
888.989.EURO (3876)

## euro-wall®



FOLDING



SLIDING



STACKING



PIVOT



# SYSTEM THRESHOLDS

## Maximum / Minimum Specifications

Max Panel Weight:	350 lbs each panel
Max Panel Height:	168"
Max Panel Width:	52"
Min Panel Height:	32"
Min Panel Width:	18"
Panel Thickness:	2-1/4"

**NOTE:** When using maximum panel widths & heights, panels may exceed maximum panel weight of 350 lbs. Calculated weight check should be done. For installations in Florida, please see the Florida Product Approval for usage and limitations.

# SYSTEM HIGHLIGHTS

## Extrusions

Extruded aluminum 6063-T5 with door panel corner keys for strength and security

## Hardware

Stainless steel (316/304SS) components with aluminum hinges

## Twinpoint Hardware

Stainless steel (304SS) and aluminum components

## Lever Lock Sets

3 hooks + top and bottom shootbolts  
5 point locking system

## Multipoint Door Locks

Faceplate, latch and hooks are stainless steel 304SS

## Sills

Standard, modified standard and ADA options  
(all impact rated - standard sill water rated)

## Matching Fixed Units

Matching Florida Product Approved impact rated transom and sidelight units available

## Configuration

Straight, segmented, radius and split height configurations  
(all impact tested / Florida Product Approved)

## Corner Units

90° postless corner units (impact tested / Florida Product Approved)

## Largest Panel Sizes

14' tall and up to 52" wide panels - the largest available  
Florida Product Approved folding door panels

## Long Lasting Finish

Standard finish coating is AAMA 2605, the highest quality finish available

## Compliant

ADA sill that is HVHZ impact tested

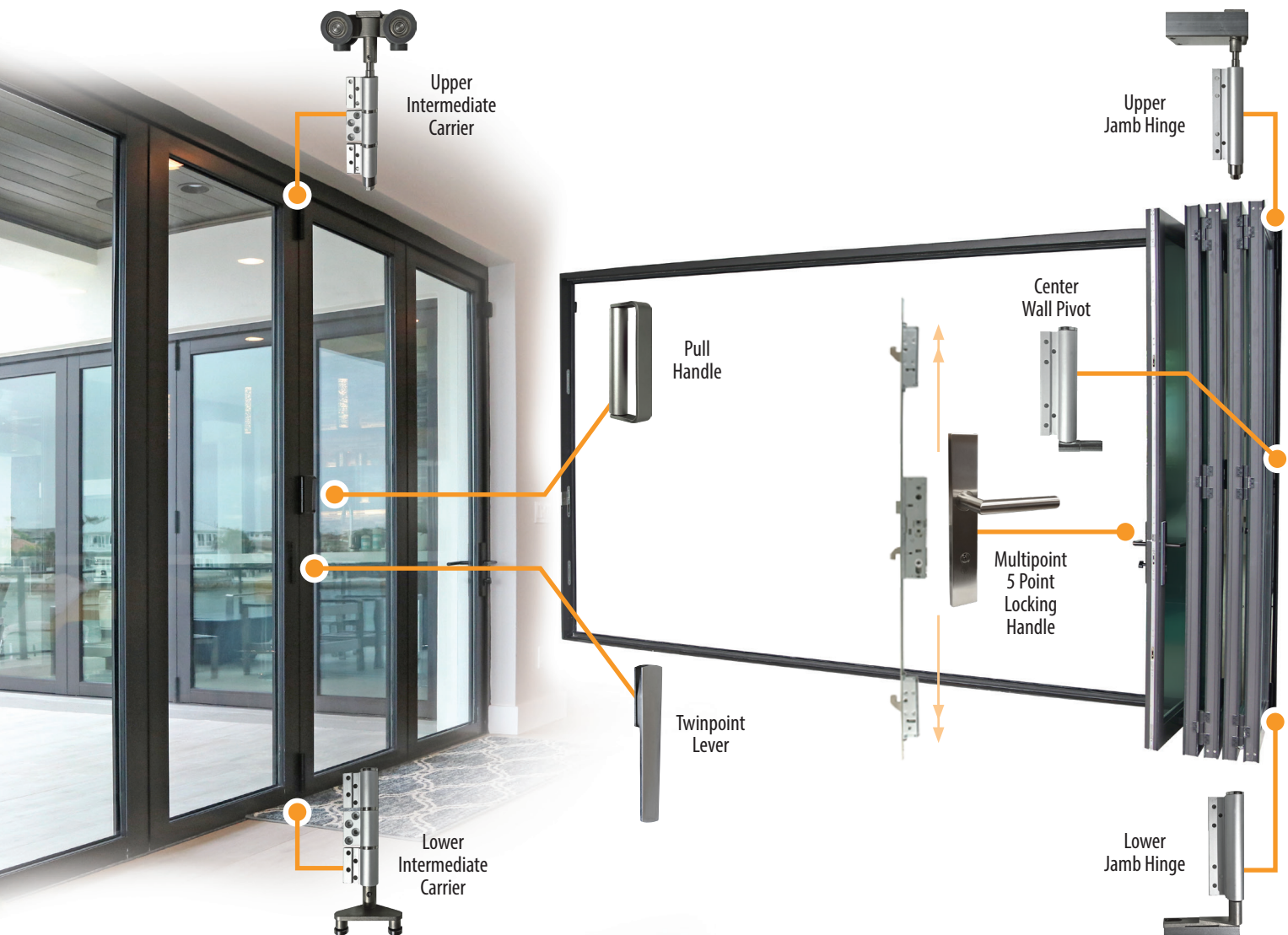
## Under Pressure

Up to 100+/- DP impact tested

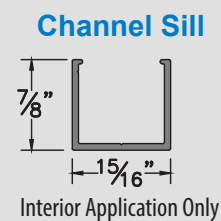
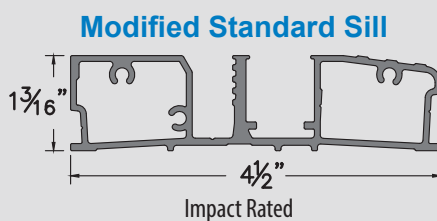
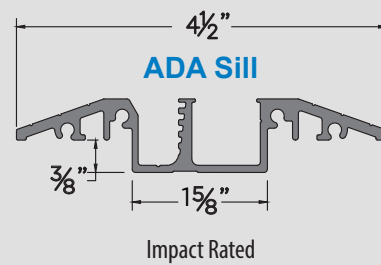
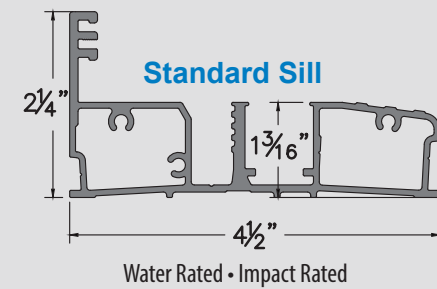
## Aesthetics

Custom muntins, simulated divided lites, mid-rails, kick plates, custom colors, interior wood cladding and faux wood grain finishes available

# SYSTEM COMPONENTS




## SILL OPTIONS





# PANEL FINISH OPTIONS

## STANDARD FRAME & DOOR PANEL FINISHES



White  
AAMA 2605



Clear Anodized  
Class I



Sunstorm Arcadia Silver  
AAMA 2605



Bronze  
AAMA 2605



Black  
AAMA 2605

## STANDARD FRAME & DOOR PANEL FINISHES

- Powder coat or Kynar® finishes available
- Custom powder coat or Kynar® finishes available
- Manufacturer color match options
- Custom faux wood grain finishes available

## INTERIOR WOOD CLAD FINISH OPTION

- Mahogany / sapele
- White oak
- Additional wood species available



# HARDWARE / HANDLE FINISH OPTIONS

## MULTIPOINT LOCK HANDLE



### Available Finishes

**Polished Stainless Steel**  
**Brushed Satin**  
**Bronze**  
**Black**

## TWINPOINT LEVER



### Available Finishes

**White**  
**Brushed Satin**  
**Bronze**  
**Black**  
*Custom Colors Available*

## HINGES / HARDWARE



### Available Finishes




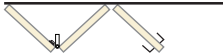


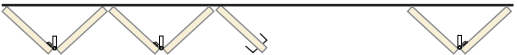

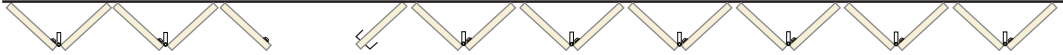
**White**  
**Brushed Satin**  
**Bronze**  
**Black**

**NOTE:** The colors shown are an approximation of actual color and finish. Actual colors and finishes may vary slightly.

# SUPERIOR BY DESIGN

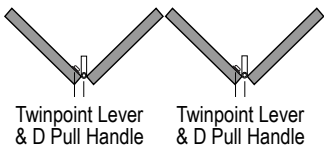
# FOLDING CONFIGURATIONS

## STANDARD CONFIGURATIONS

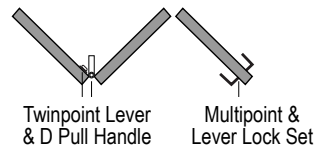
2L			2L1R
2L2R			3L
3L1R			3L2R
5L2R			3L3R
5L11R			

\*Daily access doors available for egress.

4L



3L

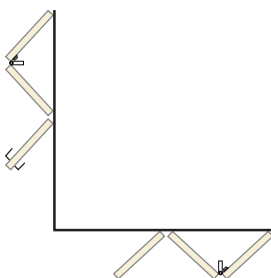


Twinpoint assembly is used in securing each pair of folding door panels in the closed position.

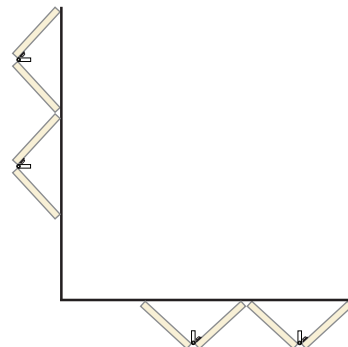
**NOTE:** The configurations on this page are just a few examples of the numerous possibilities for Euro Vista Fold™ Door layout options.

## SPECIALTY CONFIGURATIONS

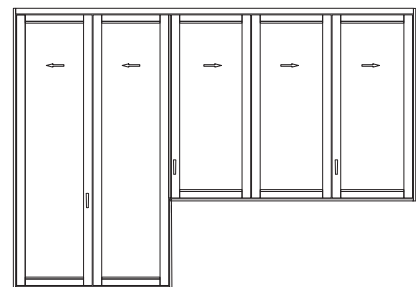
POSTLESS CORNER  
3L3R



4L4R



SPLIT HEIGHT  
2L2R



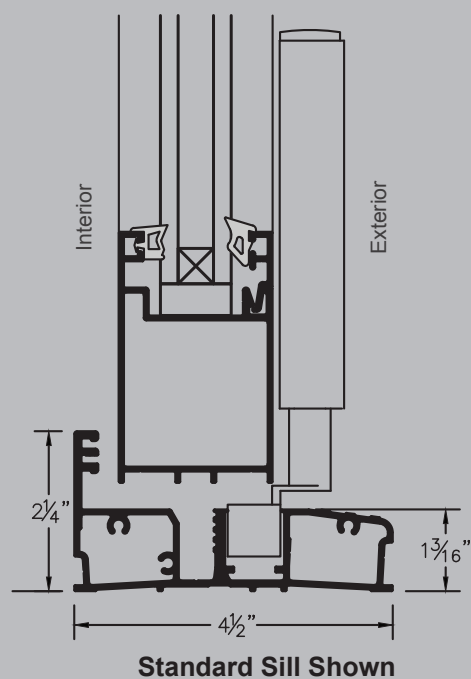
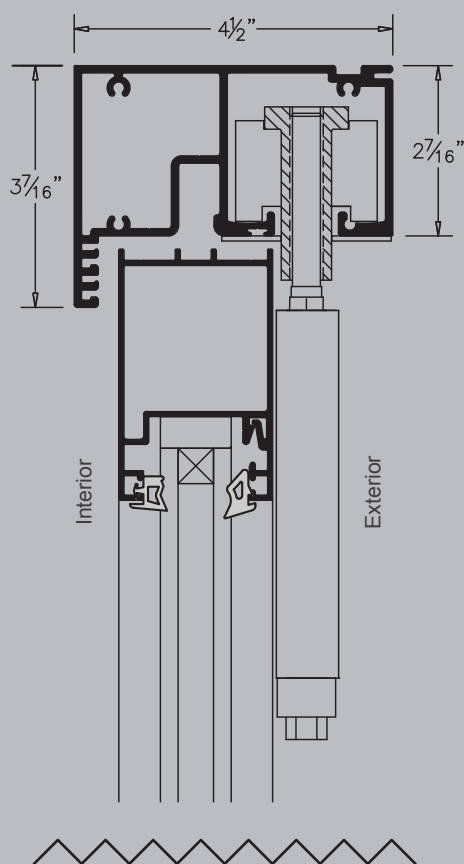
RADIUS  
3L4R



7R



## PANEL CROSS SECTION Outswing Extrusion Shown



## GLAZING DETAILS

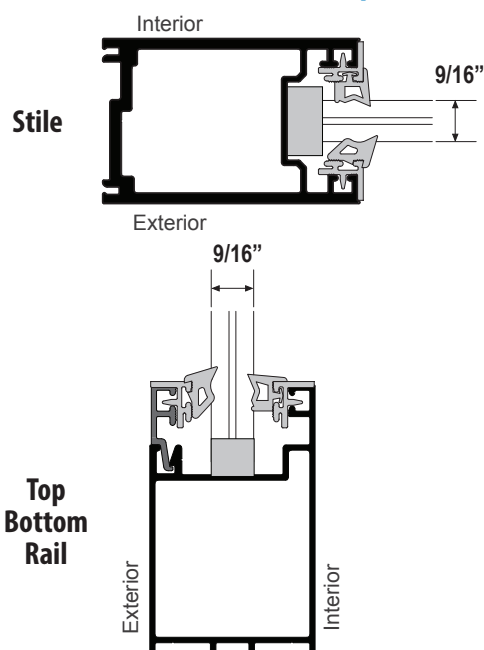
Available impact glass options for the  
Euro Vista Fold™:

### Impact Glass Options

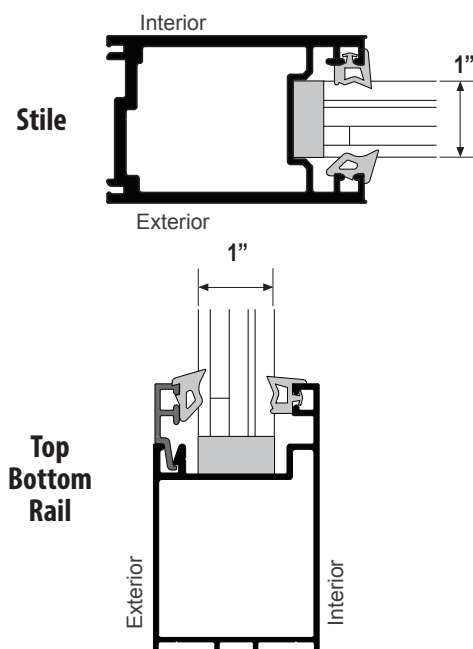
- 9/16" Impact Monolithic
- 1" IG Impact

*Other Non-Impact Glass Options Available*

### 9/16" Monolithic Glass • Impact Rated



### 1" Insulated Glass • Impact Rated



# TEST PERFORMANCES

- Approved for use in Miami-Dade HVHZ Zone
- Florida Building Code Approved Product Approval FL 17838
- TAS 201 TAS 202 TAS 203
- Tested for Thermal Requirements
- AAMA / WDMA / CSA 101 / I.S.2 / A440-08 • NAFS-08

- Air Infiltration: A2
- Water Leakage Resistance: DP75 or PG75
- Wind Load Resistance: up to DP100
- Wind Zone 4 (Hurricane) ASTM (cycling) E1996: DP100 (C3 H100 Series)
- Wind Zone 4 (Hurricane) ASTM (impact) E1886: Pass (C3 H100 Series)

## DESIGN PRESSURE CHART

Wind Zone 3 Width & Height Design Pressure Chart

		Panel Width (Inches)								
		20	24	28	32	36	40	44	48	52
Panel Height (Inches)	96	100	100.0	100.0	100.0	100.0	75	65	65	65
	102	100	100.0	100.0	98.8	88.6	75	65	65	
	108	100	100.0	93.8	82.8	75	65	65		
	114	100	92.2	79.5	75	75	65	+61.2/-65		
	120	94.2	78.9	75	75	+64.6/-65	+58.6/-63.5			
	126	81.3	75	74.4	65.5	+55.6/-60.2	+50.4/-54.6			
	132	75	75	64.6	+53.9/-58.4	+48.2/-52.2				
	138	75	65.6	56.5	+47.1/-51	+42.1/-45.6				
	144	69	57.7	49.6	+41.4/-51					
	150	61	51	43.8	+36.5/-39.6					
	156	54.2	45.3	+36.9/-40	+32.4/-35.1					
	162	48.3	40.4	+32.9/-35.7						
	168	43.3	36.2	+29.5/-32						

HVHZ Width & Height Design Pressure Chart

		Panel Width (Inches)								
		20	24	28	32	36	40	44	48	52
Panel Height (Inches)	72	100	100	100	100	100	100	100	100	75
	76	100	100	100	100	100	100	100	100	75
	80	100	100	100	100	100	100	100	75	75
	84	100	100	100	100	100	100	100	75	65
	88	100	100	100	100	100	100	75	65	65
	92	100	100	100	100	100	100	75	65	65
	96	100	100	100	100	100	75	65	65	65
	100	100	100	100	100	94.3	75	65	65	
	104	100	100	100	92.9	75	75	65	+64.5/-65	
	108	100	100	93.8	82.8	75	65	65		
	112	100	97.3	83.9	75	75	65	+62.6/-65		
	116	100	87.4	75.4	75	75	+64.5/-65			
	120	94.2	78.9	75	75	+64.6/-65	+58.6/-63.5			
	126	65	65	65	65	65	65			
132	65	65	65	65	65					
138	65	65	65	65	65					
144	65	65	65	65	65					

Note: Applies to both inswing and outswing configurations, segmented and radius installations





## EURO-WALL 10 YEAR WARRANTY

Euro-Wall warrants the products to be free from manufacturing defects for a period of 10 years from the date of purchase.

### MANUFACTURING

2200 Murphy Court  
North Port, Florida 34289  
888.989.3876 • 941.979.5316

888.989.EURO (3876)  
[www.euro-wall.com](http://www.euro-wall.com)

**euro-wall®**

FOLDING | SLIDING | STACKING | PIVOT

### SHOWROOM

1211 Stirling Road, Unit 102,  
Dania Beach, Florida 33004  
941.979.5316

Proud Member of the American Architectural Manufacturers Association.

